

NSK

ULTRASONIC SURGICAL SYSTEM

VarioSurg

powerful and bright



Powerful Partners®

VarioSurg

Innovative Ultrasonic Surgery

A Powerful Ultrasonic Surgical System with Illumination

Applications

- Bone surgery
- Sinus lifts
- Periodontal surgery
- Endodontic surgery
- Orthodontics

Advantages

Power: superior cutting capability shortens treatment time**Visibility:** optic handpiece assures safe and easy surgical procedures**Minimally invasive:** eliminates heat generation during bone dissection**Safe:** avoids damage to soft tissue even during accidental contact**Comfort:** for patients – operation can be performed under local anesthesia and no collateral damages to soft tissues offers simpler post operative care

for clinicians – light weight and ergonomic design handpiece reduces operator stress

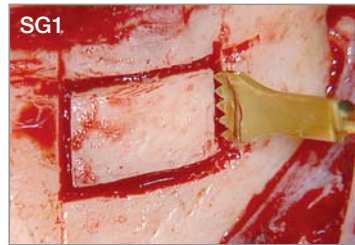




Precision: cavitation effect of irrigation solution keeps surgical site blood free

Optic Handpiece



VarioSurg is the only ultrasonic surgical system with an optic handpiece.* The powerful NSK cellular optics offers improved visibility of the target site which helps to provide more precise and efficient treatment.
(*As of Jan. 2008)

Bone Surgery



Unilateral anterior mandibular sampling



Anterior mandibular harvesting





Osteoplasties

Scraper

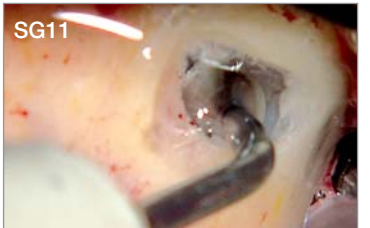


* The direction of the tip's curve is defined by the tip's anterior view.

Sinus Membrane Tool



Sinus membrane



Sinus graft

Sinus Lift



Avulsion of wisdom teeth and impacted teeth



Sinus graft

Scaling



Perio (Root Planing)



Retrograde Endo



Maintenance (V-Tip)



Tip Kits

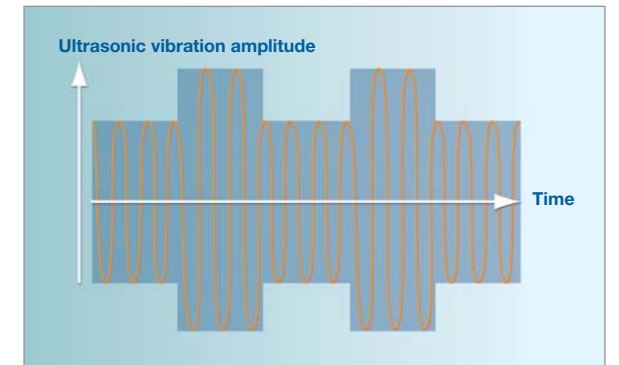


135°C Autoclavable at 135°C max

Cutting Bone Effectively

Burst Function

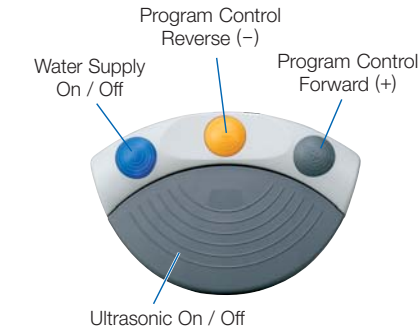
Ultrasonic vibration is pulsed in blocks to offer greater impact to the hard tissue and improve cutting efficiency, thus shortens treatment time. Clinicians can choose from three types of burst mode depends on the bone density. Making the mode selection is easy through the control keyboard during the surgery.



FC-51 Foot Control

Hands-free Program Adjustments Via Foot Control

The new FC-51 foot control is user friendly and allows perfect control while performing delicate surgical procedures. The VarioSurg foot control meets IPX8 Standards for medical foot control systems. The attractively shaped FC-51 is equipped with a bracket enabling it to be easily raised or moved with the foot.



MODEL **FC-51** ORDER CODE **Z316-001**

- With 2m cord

Sterilisation Cassette

135°C

The sterilisation cassette is designed for the safe processing and storage of VarioSurg components.



MODEL **VA-SG-CASE** ORDER CODE **Z313-102**

- Dimensions : W270 x D170 x H45 (mm)
- With appropriate compartments for handpiece, cord, tip replacement wrench and tip holders

NSK's VarioSurg offers numerous compelling advantages, the first of which is strong, precise cutting power enhanced with TiN (Titanium Nitride) coated bone cutting tips. Applying a TiN coating to the tips increases the cutting efficiency, reduces the cutting time and leaves a sharp cutting surface which helps with bone formation. VarioSurg not only employs ultrasonic cavitation of the irrigation solution but also features an industry first optic handpiece to provide enhanced visibility of the surgical field.

Using an ultrasonic device for surgery reduces heat generation minimising osteonecrosis and avoiding damage to any surrounding soft tissue. When an area requires special attention, precise cutting is assured, fast and stress free, while bone can be treated mechanically with VarioSurg's ultrasonic surgical techniques. Activating Auto Cleaning Mode after surgery assures that the irrigation lines are flushed through to avoid clogging.

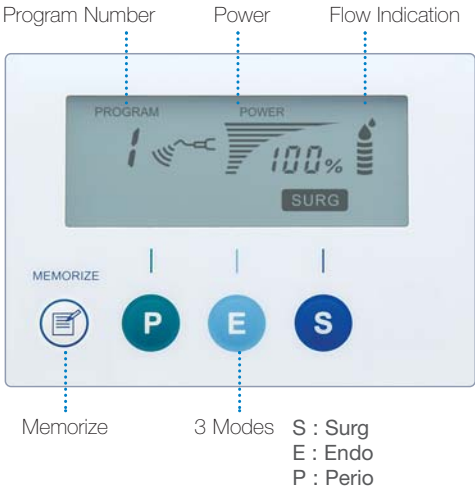
NSK VarioSurg — new solution for osteotomy and osteoplasty.



Main Features

- 3 modes (Surg, Endo, Perio)
- Burst function
- 9 programmes (Surg x 5, Endo x 2, Perio x 2)
- Auto Cleaning Mode
- Optic Handpiece
- Automatic tuning
- Wide tip range (Including TiN coated bone cutting tips)

Simple, intuitive graphic operation panel



VarioSurg Complete Pack



VarioSurg Complete Pack with Optic Handpiece

MODEL **VSRG 120V1 (120V)** ORDER CODE **Y141-395**
MODEL **VSRG 230V1 (230V)** ORDER CODE **Y141-396**

- Contents
- Control Unit
 - Optic Handpiece with 2m cord
 - FC-51 Foot Control (IPX8 certified)
 - Sterilisation Cassette
 - Irrigation tube and other accessories
 - Basic-S Kit (SG1, SG3, SG5, SG6D, SG7D, SG11 and Tip holder)

Specifications

Control Unit	
• Frequency	: 28-32 kHz
• Power Supply	: AC120V or 230V 50/60 Hz
• Pump Output	: 10~85 mL / min
• Programs	: SURG x 5, ENDO x 2, PERIO x 2
• Dimensions	: W268 x D230 x H103 (mm)
Foot Control	
• Foot Control Functions : Water Supply On / Off, Ultrasonic On / Off Program Control Reverse / Forward	
• Applied Standard	: IPX8

Spare Parts

MODEL	PRODUCTS	ORDER CODE	MODEL	PRODUCTS	ORDER CODE	MODEL	PRODUCTS	ORDER CODE
VA-SG-HPSC (Cord 2m)	 Optic	Y141-420	E Tip Replacement Wrench	 E Tip Replacement Wrench	Z217-399	CR-4 Tip Replacement Wrench with Torque Limiter	 CR-4	Z221-077

NAKANISHI INC. www.nsk-inc.com 700 Shimohinata Kanuma-shi Tochigi 322-8666, Japan TEL : +81 (0)289-64-3380 FAX : +81 (0)289-62-5636	NSK Europe GmbH www.nsk-europe.de Elly-Beinhorn-Strasse 8 65760 Eschborn, Germany TEL : +49 (0)6196 77606-0 FAX : +49 (0)6196 77606-29	NSK United Kingdom Ltd www.nsk-uk.com Office 5, Gateway1000, Arlington Business Park, Whittle Way, Stevenage, SG1 2FP, UK TEL : +44 (0)1438 310670 FAX : +44 (0)1438 310671	NSK Oceania Pty Ltd www.nsk-inc.com Unit 22, 198-222 Young St. Waterloo, Sydney, NSW 2017, Australia TEL : +61 (0)2 8306 3000 FAX : +61 (0)2 8306 3030	NSK America-Canadian Branch www.nsk-inc.com 1054 Centre St, Suite 283 Thornhill, Ontario, Canada L4J 8E5 TEL/FAX : +1 905 780 6757 Toll Free : +1 866 780 6757	NSK Middle East www.nsk-inc.com Room 6EA-701, 7th Floor, East Wing No.6 Dubai Airport Free Zone, PO Box 54316 Dubai, UAE TEL : +971 (0)4-204-5507 FAX : +971 (0)4-204-5508
--	---	--	---	---	---